

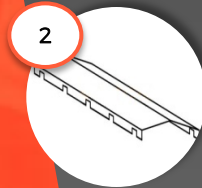
1  
FRONTAL INDUSTRIAL



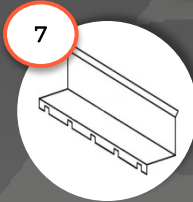
6  
BOCA BAJANTE



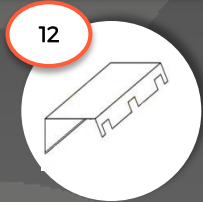
11  
BAJANTE - CODO - ABRAZADERA



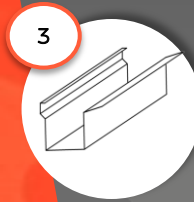
2  
CUMBRERA TROQUELADA



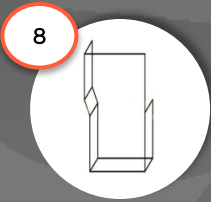
7  
REMATE A MURO TROQUELADO



12  
REMATE A CONTRA MURO TROQUELADO



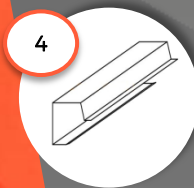
3  
CANALÓN



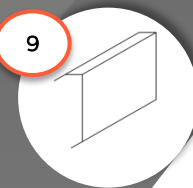
8  
TAPA CANALÓN




13  
SOPORTE CANALÓN



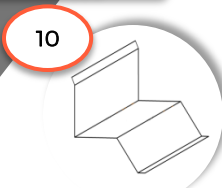
4  
LATERAL D,220



9  
LATERAL VUELO



5  
LATERAL INDUSTRIAL



10  
LATERAL A MURO

# REMATES PANEL INDUSTRIAL